

CRASHM50

Strong Arm (M50)™

Patent Pending

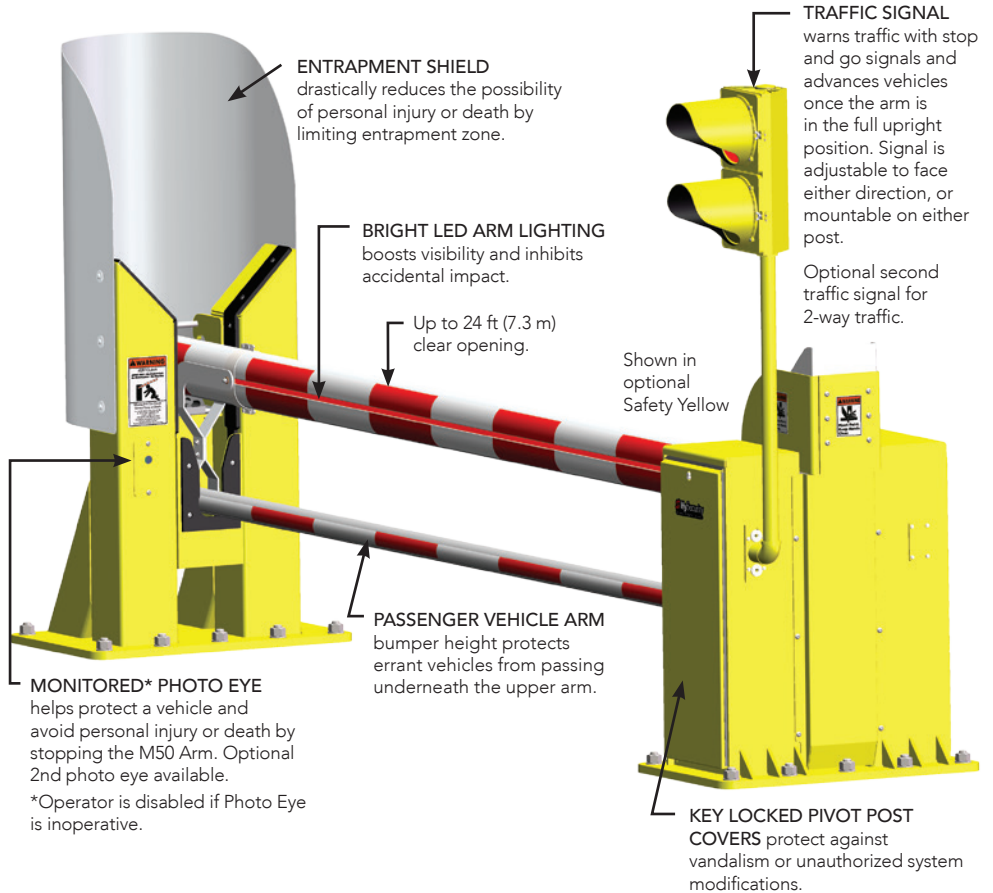
Anti-Ram Crash Barrier Arm Operator

Ultra reliable/Low maintenance • Crash Certified M50 (K12) • Unmatched User Safety

- **Crash certified to ASTM F2656-07 M50-P2.** Penetrated less than 1.2 meter
- **Fast arm speed, 6-8 seconds***, reduces traffic backup by minimizing gate open time
*Depending on arm length
- **Unique dual arm design** prevents a large truck or a small passenger vehicle from breaching the security perimeter
- **Reduce foundation set-up time and ensure accuracy** with provided templates

TYPICAL SITES

Military, Embassy, Airport, Corrections, Petrochemical, Hydroelectric, Port, Law Enforcement, Nuclear Power



STANDARD BENEFITS

- Highly visible LED lighting protects against accidental impact
- Dual arm design for safety and security
- Full 90° opening prevents tall vehicles from clipping arm
- Monitored photo eye stops arm when obstructed, for enhanced safety
- Emergency Fast Close 5 to 7 seconds (depending on arm length)
- Rotary hand pump for manual operation
- Integrated encoder produces smooth, easy on hardware, arm movement

- NEMA 3R all weather enclosure with hot dip galvanized anti-corrosion finish
- Hydraulic arm locks automatically

OPTIONS

- Intelligent HY-5A vehicle detectors (plug-in)
- Biodegradable, non-toxic fluid
- Main and remote operator panels
- Mag lock
- Custom color paint
- Secondary traffic light for two-way traffic
- UPS backup power: AC Power Supply w/HyInverter AC

Visit www.hysecurity.com

For specifications, tech support, pictures and email subscriptions

HySecurity[®]

Simple. Reliable. Secure.®

1-800-321-9947 • www.hysecurity.com

Ultra Reliable High Security

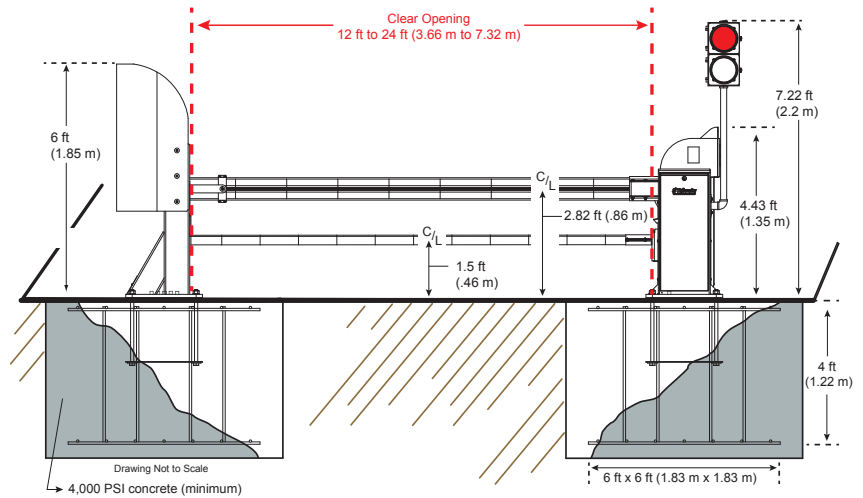
Distributed by:



See the latest from HySecurity at www.hysecurity.com

Crash certified **StrongArm™ M50** barrier arm provides ultimate hardened security with unmatched user safety for the demanding reliability requirements of industrial, government and military users. HySecurity's unique dual arm design prevents a 15,000 lb (6.8 metric tons) truck or small passenger vehicle from penetrating a secure perimeter. Fast, continuous duty* arm speed minimizes gate open time, and reduces traffic backup by moving more vehicles per hour through the access point.

* 100 cycles/hour



StrongArm M50 Operator, Barrier Arm, and Footing Dimensions

StrongArm (M50)™

Patent Pending

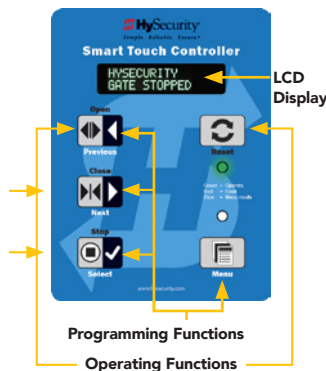
Model	StrongArm M50
Crash Certified	ASTM F2656-07 M50-P2*
Duty Cycle	100 cycles/hr**, option for continuous duty
Horsepower	2 hp
Open/Close Time	6 to 8 seconds depending on arm length
Emergency Fast Close Time	5 to 7 seconds depending on arm length
Clear Opening	12 to 24 ft in 2 ft increments (366 to 732 cm in 61 cm increments) Call for custom arm length
Ingress Protection	IP56
Temperature Rating	-40° to 158° F (-40° to 70° C) or -10° to 158° F (-23° to 70° C) using biodegradable fluid.
1 Phase Power	208/230V, 60/50Hz
3 Phase Power	208/230V, 60/50Hz, 380/460V, 60/50Hz
Communication	RS-232, RS-485, Ethernet/fiber using optional HyNet™ Gateway accessory
User Controls	Smart Touch Controller with 70+ configurable options. Smart Touch keypad and display or a PC using S.T.A.R.T. software.
Relays	Three configurable user relays: one 30VDC, 3A solid state and two 250VAC, 10A electromechanical. Optional Hy8Relay™ for 8 additional relay outputs
Finish	Hot dipped galvanized standard. Optional textured yellow powder coat over zinc plating.
Foundation	6 x 6 x 4 ft (183 x 183 x 122 cm), 4,000 psi concrete, #6 rebar, grade 60
Electrical Certification	Control panel certified to UL 508A by ETL
Warranty	5 year
UPS Backup Power	
AC Power Supply w/HyInverter AC***	StrongArm M50 w/HyInverter AC

*Contact HySecurity to receive a copy of the ASTM F2656-07 M50-P2 Test Certification. StrongArm M50 received a P2 rating with penetration limited to 1.17 meter.


**ExtremeCycle option available

***The operator's normal duty cycle and the actual number of gate cycles available from battery depends upon gate resistance to travel, cycle length, battery size, state of charge and health, ambient temperature, accessory power draw and frequency of gate cycles during power outage.

Smart Touch Controller Keypad



Smart Touch Controller Board



SMART TOUCH CONTROLLER

- Microprocessor-based (Non-PLC)
- 21 field configurable inputs
- 3 field configurable user relay outputs; Optional Hy8Relay™ - provides eight additional programmable relay outputs
- 4 plug-in HY-5A vehicle detector sockets
- RS-232, RS-485 and HyNet™ Gateway
- Date & time stamped fault logs, errors and security alerts
- PC interface for easy configuration and quick troubleshooting using Smart Touch Analyze and Retrieve Tool (S.T.A.R.T.)

SYSTEM DESIGN SUPPORT: Contact HySecurity for CAD drawings, specifications, help with custom site requirements, installer referrals, and other technical support.



Contact HySecurity for an operator/parts distributor near you.
phone **800-321-9947** | **253-867-3700** fax **888-321-9946**
www.hysecurity.com • info@hysecurity.com